



Welcome to ClassLink! New Way to Access to Student Grades

ClassLink is a web-based platform that provides access to all approved online tools. [Here is a quick ClassLink Tutorial by Michael Thorpe: https://vimeo.com/178505834](https://vimeo.com/178505834)


1) Logging in to a District Computer

- a) Prior to students and parents accessing the grade portal in ClassLink, **Secondary** (Grades 6-12) students **MUST log in at school, once**, to change their password. Teachers can give students their initial login password from SMART2. **Elementary** (Grades K-5) students will get their 4-digit password from their teachers in the same way but will not have to change it.

Elementary students and teachers can share student usernames (57#####) and passwords with parents.

- b) After logging in to a school computer and changing their password, **secondary** students will need to share their usernames (57#####) and passwords with their parents.

2) Log in to ClassLink


- a) At school, computers have a shortcut on the desktop that students can use  to access ClassLink,
- b) At home, student or parents can access ClassLink from the district web page, parents and students can click on the image of the children at the top of the web page



, OR

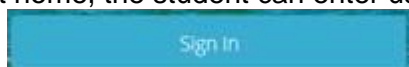
- c) ClassLink can be accessed using the direct link:
<https://launchpad.classlink.com/santarosa>

3) If logged into a district computer/laptop, simply click "Sign in with AD Account."



4)

If at home, the student can enter username and password credentials and then click "Sign In."



5) After students and parents log into ClassLink, they will click to check grades.

Students MUST always close their browser upon completing a session.

If you have any problems logging into ClassLink, please contact your child's certified school counselor for assistance.